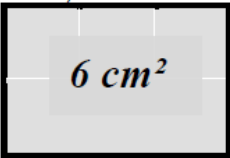

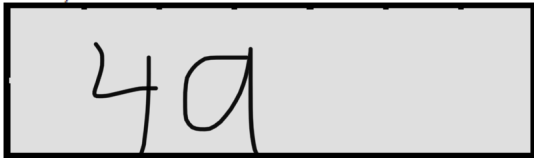




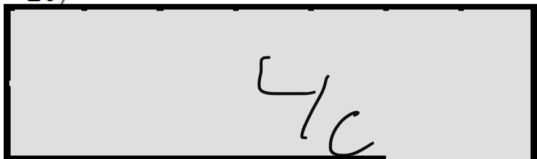
**Aufgabe 1**


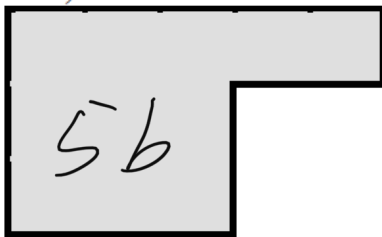
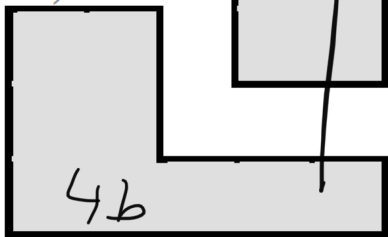
Kannst du die Figuren mit den gleichen Flächeninhalten finden?

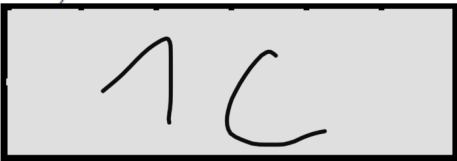

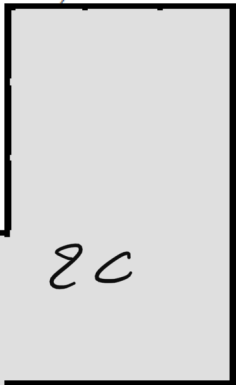
Es gibt insgesamt 4 Paare, die gefunden werden können.


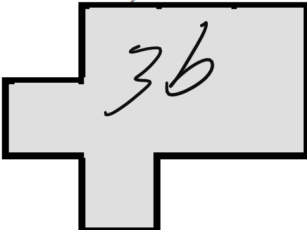
**Tip:** Teile alle Figuren in gleich große Vierecke ein!

1a)  1b)  1c) 

2a)  2b)  2c) 

3a)  3b)  3c) 

4a)  4b)  4c) 

5a)  5b)  5c) 